

The value of photographic remains identification in the UK



The Food and Environment
Research Agency



Ruth Kneeshaw

UK birdstrike ID

- Photographic remains ID
- Why photo ID was introduced
- Procedure
- Benefits to airports



Why accurate identification?

- Birdstrike analysis
- Habitat management
- Target resources



UK Birdstrike Risk Assessment

- Five year dataset
- Requires accurate reporting and identification of all strikes



Risk assessment matrix

Severity			Freq.		
	Very High	High	Med.	Low	Very Low
Very High	Level 3	Level 3	Level 3	Level 3	Level 2
High	Level 3	Level 3	Level 3	Level 2	Level 2
Med.	Level 3	Level 3	Level 2	Level 1	Level 1
Low	Level 3	Level 2	Level 1	Level 1	Level 1
Very Low	Level 2	Level 1	Level 1	Level 1	Level 1

Engine Manufacturers

- Tolerance levels



Established methods

- DNA Analysis
- Microscopic Feather Analysis
- Whole, Part Bird & Feather Analysis



DNA Analysis

- Blood smears
- Fleshy remains




Microscopic Feather Analysis

Tiniest of feather parts





Passeriforme sp. Blue Tit, *Parus caeruleus*



Columbiforme sp. Woodpigeon, *Columba palumbus*



Anseriforme sp. Canada Goose, *Branta canadensis*

Whole, part bird and feather analysis



The Food and Environment
Research Agency





The Food and Environment
Research Agency

Why photographic ID was introduced

- Accurate ID
- Verification
- Encourage better reporting



Photographic ID procedure

- Remains found
- Photo taken
- Remains retained
- Incident details
- Emailed to Fera
- Return email with results and guidance



Photographic ID

- Scale
- Plain, contrasting background
- Identifying features
- Upper side and under side
- Series of shots
- Keep the remains in a deep freeze, in case they're needed for further reference



Taking photos



Add a scale



Spread out the wings



Upper wing



Under wing



Head & bill




Identifying features



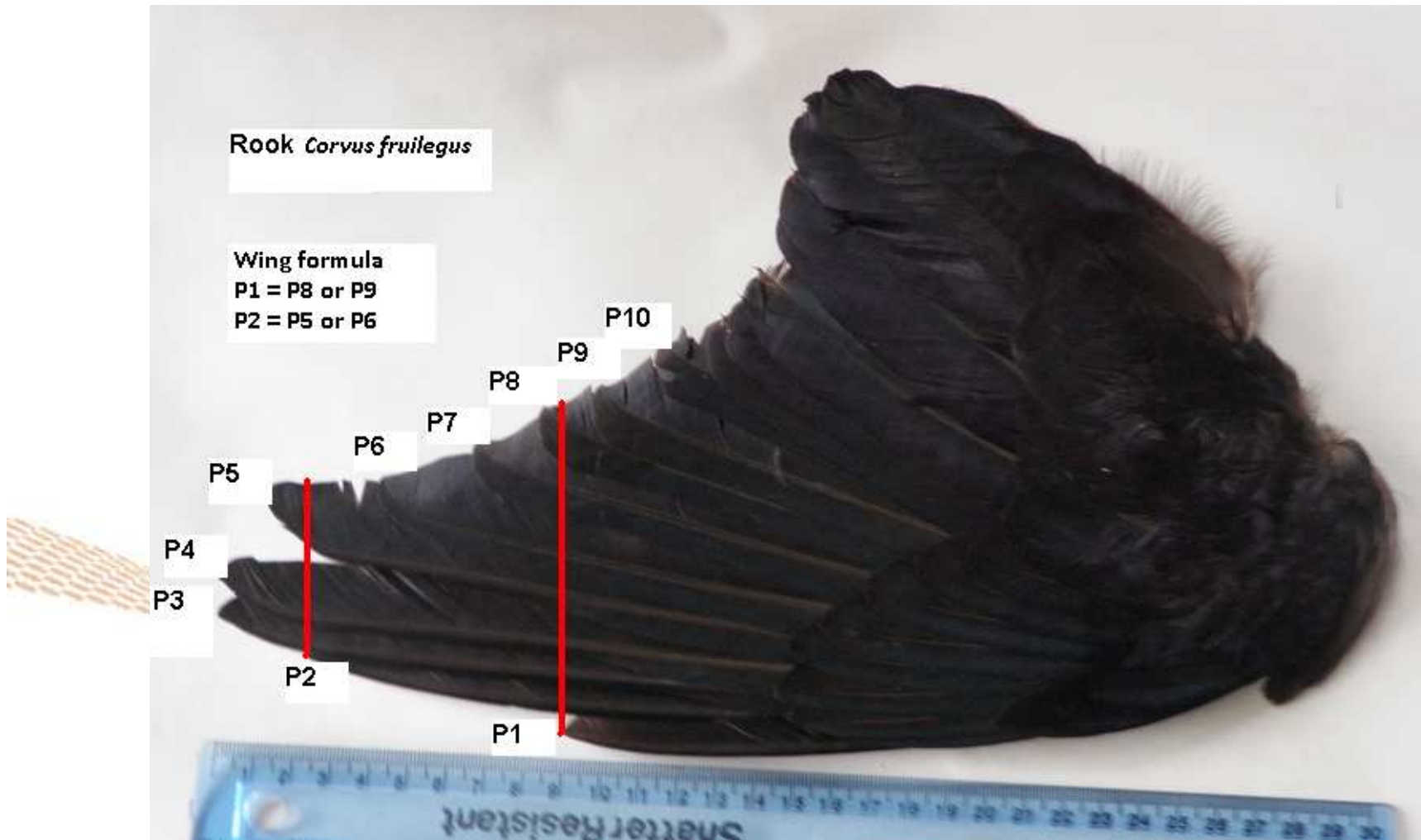
Useful features



Wing formulas



Wing formulas



Examples of good photographic ID



Examples of good photographic ID



Examples of good photographic ID



Bad Photographic ID

Head not visible, no scale, no contrast to background



Bad Photographic ID

What's the scale



Bad Photographic ID

Not in focus

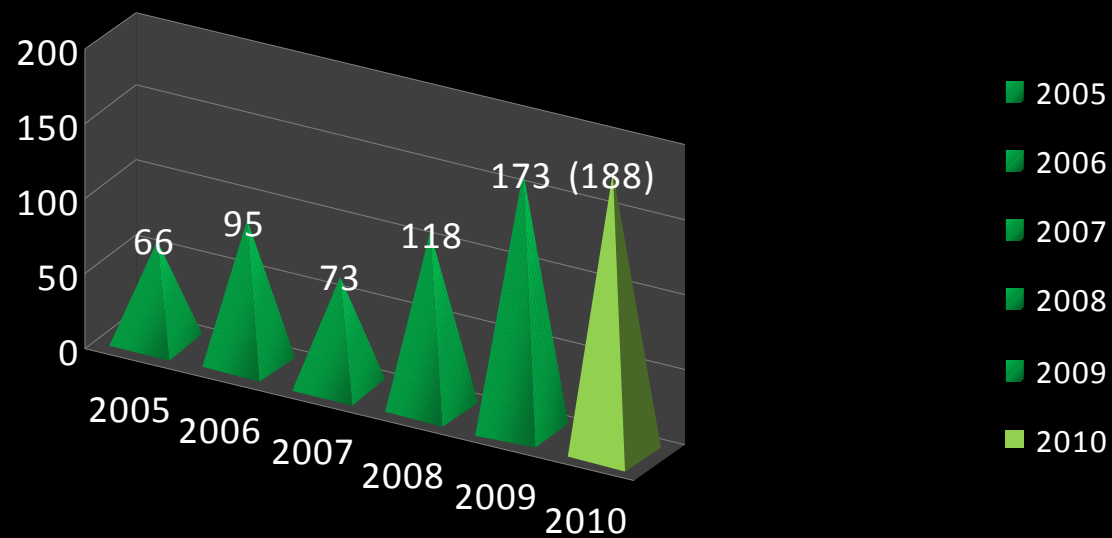


Results

- ✓ Increase in numbers of photographic submissions
- ✓ Primary method of bird ID
- ✓ Improvement in airport staff identification
- ✓ Faster results
- ✓ Cost benefits

Photo submissions

Photographic remains submissions



Advantages of photographic ID

- Cost
- Quick
- Easy
- Simple
- Clean

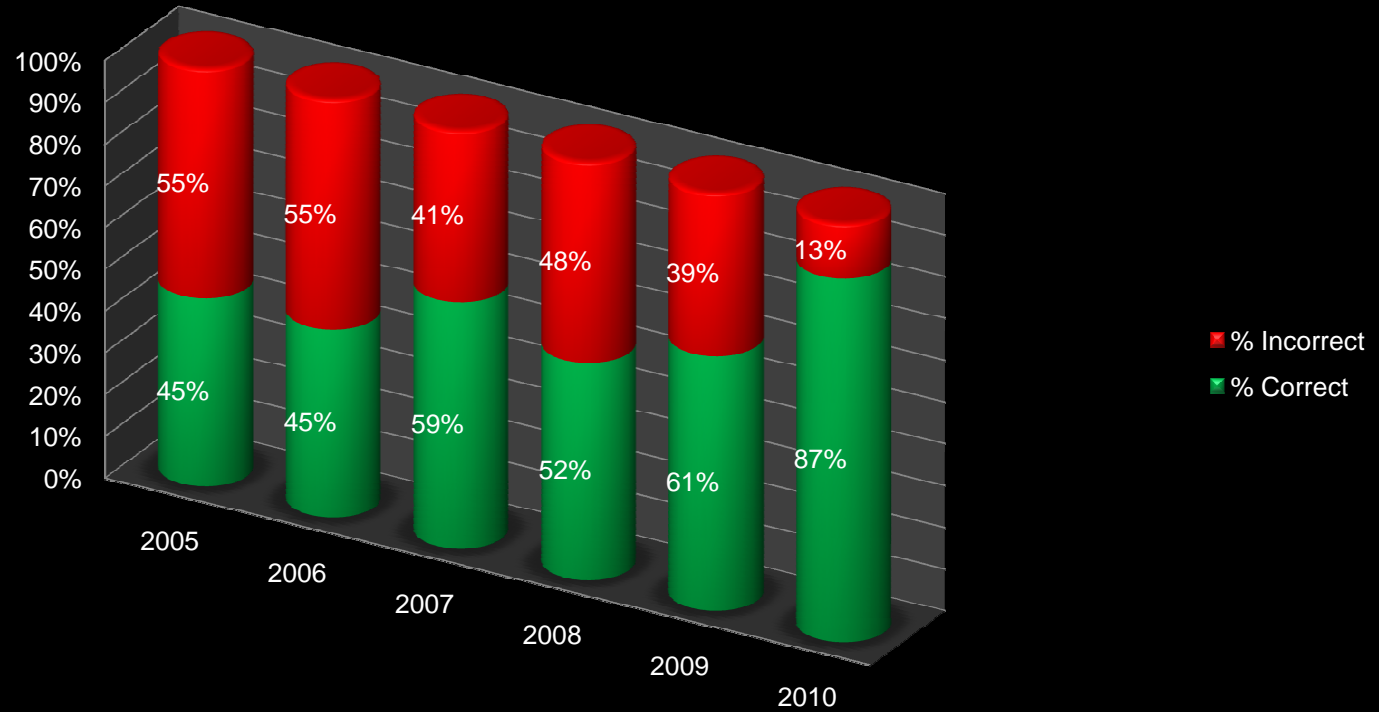


Airport ID



The Food and Environment
Research Agency

Improvement in Airport Staff ID



Conclusion

- It's simple
- It's cost effective
- It's user friendly
- It's fast
- It encourages accurate reporting
- Helps to improve the validity of the airports birdstrike record

Do any other countries use this method?

Any questions?

ruth.kneeshaw@fera.gsi.gov.uk

